

Medalist Partners MBS Total Return Fund

September 2024

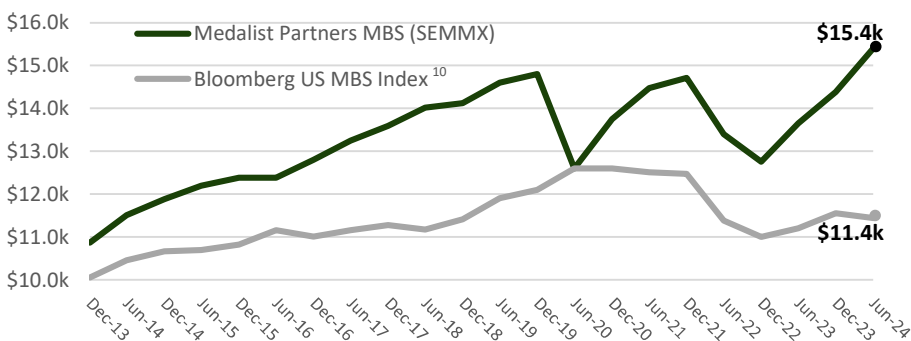
SEMMX | SEMPX | SEMOX

An opportunistic securitized credit strategy designed to provide low correlation to core fixed income while offering current yield, low interest rate sensitivity and limited downside volatility.

FUND OVERVIEW

- The Fund seeks to provide a high level of risk-adjusted current income and capital appreciation.
- Under normal market conditions, the Fund invests at least 80% of its net assets in Mortgage-Backed Securities (MBS), including Residential MBS (RMBS) and Commercial MBS (CMBS). These include securities issued by private entities (Non-Agency MBS) and government-sponsored entities (Agency MBS).

GROWTH OF \$10,000 SINCE INCEPTION



As of 06/30/24. This chart shows the performance of a hypothetical \$10,000 investment in the Fund on July 22, 2013, assuming reinvestment of dividends and capital gains. It does not imply any future performance.

FUND PERFORMANCE (as of 9/30/24)

Total Returns	1 Month	YTD ¹¹	1 Year	3 Years	5 Years	10 Years	Inception ¹¹
Institutional Class	1.67%	11.23%	15.58%	2.92%	1.68%	3.14%	4.29%
Investor Class	1.64%	11.14%	15.40%	2.70%	1.51%	2.93%	4.06%
Class A at MOP ¹¹	-0.36%	8.86%	12.99%	2.00%	1.12%	N/A	2.54%
Bloomberg US MBS Index	1.19%	4.50%	12.32%	-1.20%	0.04%	1.41%	1.68%
Excess Return	0.48%	6.73%	3.26%	4.12%	1.64%	1.73%	2.61%

Unless otherwise stated, all data is as of 9/30/24. Performance data quoted represents past performance; past performance does not guarantee future results. ¹¹Fund inception date of investor and institutional shares was July 22, 2013, and December 18, 2015 for Class A Shares. ¹¹Performance with sales charge reflects the Class A shares maximum sales charge of 2.00%. The investment return and principal value of an investment will fluctuate so that an investor's shares, when redeemed, may be worth more or less than their original cost. Current performance of the fund may be lower or higher than the performance quoted. Performance data current to the most recent month end may be obtained by calling 855-736-7799. Returns over one year are annualized. The Institutional Share class (SEMMX) has no load; The investor share class (SEMPX) is charged a 0.25% Rule 12b-1 distribution and service fee.; The class A shares (SEMOX) are also charged a 0.25% Rule 12b-1 distribution and service fee and redemption within 18 months of purchase of investments of \$1 Million or more are subject to a 0.50% CDSC (contingent deferred sales charge).

SEMMX	Q1	Q2	Q3*	Q4	YTD
2024	4.05%	2.99%	3.80%		11.23%
2023	2.64%	4.27%	1.38%	3.91%	12.74%
2022	-3.64%	-5.48%	-1.64%	-3.20%	-13.27%
2021	2.08%	3.09%	1.43%	0.24%	6.97%
2020	-20.84%	7.30%	4.10%	5.02%	-7.14%
2019	1.38%	1.69%	1.10%	0.60%	4.86%

* As of 9/30/2024



LSE Lipper
Fund Awards
2024 Winner
United States

Best U.S. Mortgage Fund

3-Year Period

Class I Shares. Based on risk adjusted performance among 123 fund share classes and 37 portfolios in the category.

HOW TO INVEST

Class	CUSIP	Ticker
Institutional	00770X758	SEMMX
Investor	00770X741	SEMPX
Class A	00768D152	SEMOX

FUND CHARACTERISTICS

Inception Date ¹¹	7/22/13
Effective Duration ¹	3.76 years
Number of Securities	158
Percent Floating Rate ²	45%
Average Coupon ³	6.19%
Average Price ⁴	\$91.40
Average Life ⁵	7.8 years
Standard Deviation ⁶	5.61%
Sharpe Ratio ⁷	-0.15

FUND INFORMATION

	SEMMX	SEMPX	SEMOX
Operating Expenses ^{gross}	0.90%	1.15%	1.15%
30 Day SEC Yield ⁸	subsidized	6.73%	6.49%
	unsubsidized	6.73%	6.48%
Trailing 12 Month Yield ⁹	7.31%	7.06%	7.06%

QUARTER END PERFORMANCE (as of 9/30/24)

	1 Year	5 Years	10 Years
SEMMX	15.58%	1.68%	3.14%
SEMPX	15.40%	1.51%	2.93%
SEMOX at MOP	12.99%	1.12%	N/A

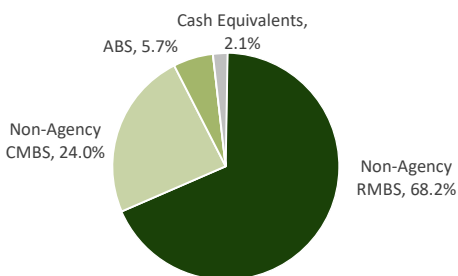
SEMMX	Q1	Q2	Q3	Q4	YTD
2018	1.69%	1.42%	1.01%	-0.27%	3.89%
2017	1.60%	1.86%	1.54%	1.05%	6.19%
2016	-1.10%	1.10%	2.07%	1.30%	3.38%
2015	1.59%	0.99%	1.14%	0.39%	4.18%
2014	2.83%	2.96%	2.00%	1.25%	9.34%
2013			3.65%	4.87%	8.69%

Medalist Partners MBS Total Return Fund

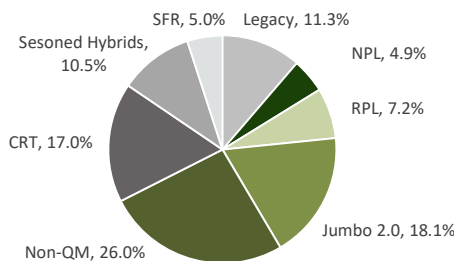
September 2024

SEMMX | SEMPX | SEMOX

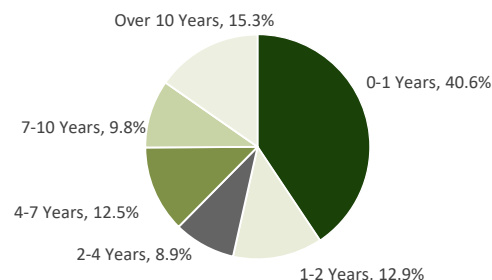
SECTOR ALLOCATION



NON-AGENCY RMBS ALLOCATION



DURATION



FIRM OVERVIEW

- Medalist Partners, LP as Investment Advisor is an SEC-registered investment advisor established in 2018
- Medalist offers a range of registered and private funds along with separate account strategies investing across structured credit markets, including public and private ABS, MBS, CMBS and ABL.
- Medalist Partners, LP Assets Under Management: \$1.8 billion

CONTACT INFORMATION

Medalist Partners, LP
Investor Relations
747 Third Avenue, Suite 2902
New York, New York 10017
212-493-4477
IR@medalistpartners.com

FUND MANAGEMENT

Greg Richter

CEO & Partner, PM
Industry Experience: 38 years
Education: B.A., Colgate

James Buccola

Head of Structured Credit, PM
Industry Experience: 22 years
Education: B.S., Lehigh University

Thomas Mandel

PM – Liquid Alternatives
Industry Experience: 40 years
Education: B.S., M.B.A., U Penn

Michael Ardisson

President & Chief Operating Officer
Industry Experience: 23 years
Education: B.A., Loyola, M.B.A., NYU

RISKS AND DISCLOSURES This material must be preceded or accompanied by a prospectus. Please refer to the prospectus for further details.

Mutual fund investing involves risk. Principal loss is possible. Investments in debt securities typically decrease in value when interest rates rise. This risk is usually greater for longer-term debt securities. Investments in lower-rated and non-rated securities present a greater risk of loss to principal and interest than higher-rated securities. The Fund may make short sales of securities, which involves the risk that losses to those securities may exceed the original amount invested by the Fund. Investments in Mortgage-Backed Securities include additional risks that investors should be aware of such as credit risk, interest rate risk, prepayment risk, real estate market risk, possible illiquidity and default, as well as increased susceptibility to adverse economic developments. The Fund may invest in securities that are less liquid which can be difficult to sell. The Fund may use certain types of investment derivatives such as futures, forwards, and swaps. Derivatives involve risks different from, and in certain cases, greater than the risks presented by more traditional investments. The Fund may use leverage which may exaggerate the effect of any increase or decrease in the value of portfolio securities. The Fund may invest in TBA securities which involve interest rate and investment exposure risks. The Fund may invest in When-Issued securities which may involve less favorable prices for securities, when delivered, and failure to deliver securities could cause a loss to the Fund. Sector allocations are subject to change and should not be considered a recommendation to buy or sell any security.

¹ Effective Duration: Calculation for bonds with cash flow variability. It takes into account that expected cash flows will fluctuate as interest rates change. ² Percent Floating rate: Portion of portfolio comprised of bonds with coupons that moves up and down along with an index, typically LIBOR. ³ Average Coupon: The weighted average of annual interest rate paid on the underlying securities, expressed as a percentage of the face value. ⁴ Average Price: The mean price of an asset or security over some period of time. ⁵ Average Life: Average number of years for which each dollar of unpaid principal on a loan or mortgage remains outstanding. ⁶ Standard Deviation: Calculated based on a rolling 3-year number and, when applied to the annual rate of return of an investment, is a statistical measurement that sheds light on the historical volatility of an investment. ⁷ Sharpe Ratio: The average return earned in excess of the risk-free rate per unit of volatility or total risk. ⁸ The 30 Day SEC Yield is a standardized yield which is calculated based on a 30-day period ending on the last day of the previous month. It is computed by dividing the net investment income per share earned during the period by the maximum offering price per share on the last day of the period. ⁹ Trailing 12 Month Yield: Fund dividends distributed over the prior 12 months as a percentage of average share price over the same time period ¹⁰ Bloomberg US MBS Index covers agency mortgage-backed pass-through securities - both fixed-rate and hybrid ARM - issued by Ginnie Mae (GNMA), Fannie Mae (FNMA), and Freddie Mac (FHLMC). Pool aggregates must have at least \$250 Million outstanding with a weighted average maturity of at least 1 year. One cannot invest directly in an index. ¹¹ Year To Date

“Bloomberg®” and Bloomberg US MBS Index are service marks of Bloomberg Finance L.P. and its affiliates, including Bloomberg Index Services Limited (“BISL”), the administrator of the index (collectively, “Bloomberg”) and have been licensed for use for certain purposes by Medalist Partners LP. Bloomberg is not affiliated with Medalist Partners LP., and Bloomberg does not approve, endorse, review, or recommend the Medalist Partners MBS Total Return Fund. Bloomberg does not guarantee the timeliness, accurateness, or completeness of any data or information relating to the Medalist Partners MBS Total Return Fund.

The LSEG Lipper Fund Awards, granted annually, highlight funds and fund companies that have excelled in delivering consistently strong risk-adjusted performance relative to their peers. The LSEG Lipper Fund Awards are based on the Lipper Leader for Consistent Return rating, which is an objective risk-adjusted performance measure calculated over 36, 60 and 120 months. The fund with the highest Lipper Leader for Consistent Return (Effective Return) value in each eligible classification wins the LSEG Lipper Fund Award. For more information, see www.lipperfundawards.com. Although LSEG Lipper makes reasonable efforts to ensure the accuracy and reliability of the data used to calculate the awards, their accuracy is not guaranteed. Other share classes may have different performance and expense characteristics. From LSEG Lipper Awards, © 2024 LSEG. All rights reserved. Used by permission and protected by the Copyright Laws of the United States. The printing, copying, redistribution, or retransmission of this Content without express written permission is prohibited.

The Medalist Partners MBS Total Return Fund is distributed by Quasar Distributors, LLC.

Registration with the SEC does not in any way constitute an endorsement by the SEC of an investment adviser's skill or expertise.